


# Outdoor Explorers

Ages 2 – 6 Go on a walk and use your senses to observe nature!

**Prep Time:** 1 minute ▪ **Activity Time:** 15+ minutes

**Materials:**

- Scavenger hunt sheet (printed or digital)
- Pen/pencil (optional)



## Instructions

- 1 Print out the scavenger hunt or open the activity sheet on your phone.
- 2 Go on a walk outside with your child. See how many of the items on the scavenger hunt sheet you can find together.
- 3 Track the items you and your child find by writing them on the scavenger hunt sheet.



## Curious Questions

These questions are intended to help your child understand the relationships between different objects, spark communication, and foster critical thinking. You're encouraged to modify the questions for children based on their age and interests.

### Observe

- What senses did you use to observe the objects?
- How do different things look/smell/sound/feel?
- Which things were hard to find and which were easy?

### Group

- Can you put the things into different categories, like animals, plants, living, and nonliving?

### Compare










- What kinds of things are usually found inside but not outside?
- Are there things outside that aren't meant to be in nature (e.g. plastic bags, metal screws, gum, etc.)?



# Family STEM Activity **Outdoor Explorers**

## Scavenger Hunt

Can you find these things outside?

 <p>4 differently shaped leaves</p>	 <p>3 things that can be recycled</p>	 <p>2 rocks with spots</p>
 <p>3 differently colored flowers</p>	 <p>2 animals that make noise</p>	 <p>1 tall tree and 1 short tree</p>
 <p>5 green things</p>	 <p>1 dog on a walk</p>	 <p>3 things that fly</p>

What more can you find?

---

---

